



Modular Cooking Range Line thermaline 90 - 4-Burner Gas Top with Ecoflam, 1 Side, Backsplash (Town Gas)

ITEM # _____
MODEL # _____
NAME # _____
SIS # _____
AIA # _____



593316 (MCGHABJOVI)

4-Burner gas Top, ecoflam,
one-side operated with
backsplash, town gas

Short Form Specification

Item No.

Unit constructed according to DIN 18860_2 with 20 mm drop nose top. Internal frame for heavy duty sturdiness in stainless steel. 2 mm top in 1.4301 (AISI 304). Flat surface construction, easily cleanable. THERMODUL connection system enables seamless worktop when units are connected and avoids soil penetrating. 4 gas burners with optimized combustion, flame failure device, thermocouple safety hand valve and protected pilot flame. Triple ring "flower" flame burners with anti-clogging design. Manual gas valves allow precise flame intensity control. Large pan support in cast iron with long center fins for various pan sizes. ECOFLAM pan detection system to save energy and to reduce unnecessary heat radiation in the kitchen. Deep flat spillage tray with rounded corners and drain hole. Metal knobs with embedded hygienic silicon "soft" grip enable easier handling and cleaning.

IPX4 water resistant certification.

Configuration: One-side operated top with backsplash. The base needs to be supplied by the factory. Please include appropriate base.

Main Features

- Flame failure device on each burner protects against gas leakage when accidental extinguishing of the flame occurs.
- Large sized pan support in cast iron with long center fins to allow the use of the largest down to the smallest pans.
- Manual gas valves allow precise control of the flame intensity between high and low positions.
- Pans can easily be moved from one area to another without lifting.
- All major components may be easily accessed from the front.
- THERMODUL connection system creates a seamless work top when units are connected to each other thus avoiding soil penetrating vital components and facilitating the removal of units in case of replacement or service.
- Metal knobs with embedded hygienic "soft-touch" grip for easier handling and cleaning. The special design of the controls prevents infiltration of liquids or soil into vital components.
- Burners with optimized combustion. Triple ring flower flame burners with anti-clogging design.
- Deep flat spillage tray with rounded corners and drain hole to facilitate cleaning.
- Patented Flower Flame burners that adjust to the size and form of the cookware (Patent EP2708813B1 and related family).

Construction

- Each burner equipped with thermocouple safety hand valve and protected pilot flame.
- 2 mm top in 1.4301 (AISI 304).
- Flat surface construction with minimal hidden areas to easily clean all surfaces
- Internal frame for heavy duty sturdiness in 1.4301 (AISI 304).
- IPx4 water protection.
- Unit constructed according to DIN 18860_2 with 20 mm drop nose top.
- Unit constructed according to DIN 18860_2 with 20 mm drop nose top and 70 mm recessed plinth.

Sustainability

- Model is supplied with Ecoflam pan detection system, which reduces energy consumption and unnecessary heat dispersion in the kitchen.

APPROVAL: _____



Experience the Excellence
www.electroluxprofessional.com



Electrolux
PROFESSIONAL

Modular Cooking Range Line thermaline 90 - 4-Burner Gas Top with Ecoflam, 1 Side, Backsplash (Town Gas)

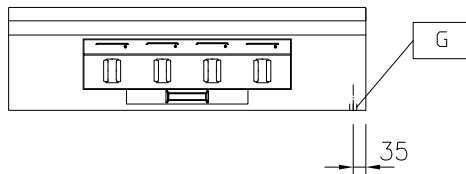
Gas

Gas Power:	34 kW
Gas Type Option:	
Gas Inlet:	1/2"

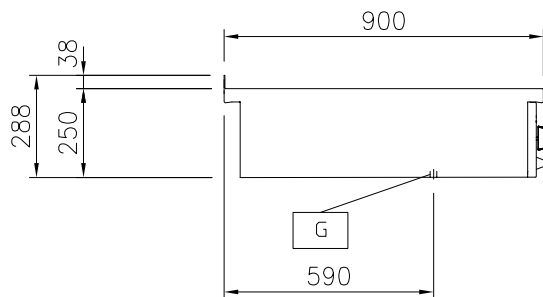
Key Information:

External dimensions, Width:	1000 mm
External dimensions, Depth:	900 mm
External dimensions, Height:	250 mm
Net weight:	82 kg
Configuration:	One-Side Operated;Top
Front Burners Power:	8.5 - 8.5 kW
Back Burners Power:	8.5 - 8.5 kW
Back Burners Dimension - mm	Ø 70 Ø 70
Front Burners Dimension - mm	Ø 70 Ø 70

Front

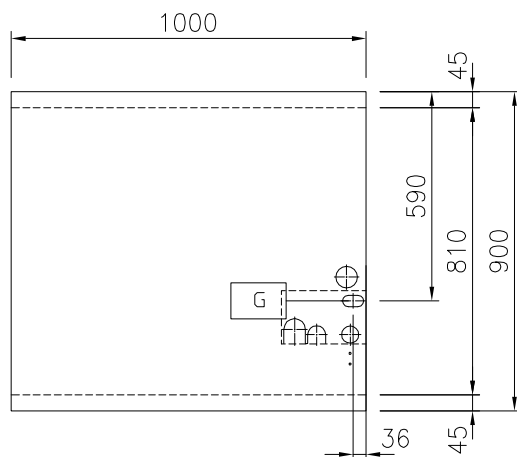


Side



EQ = Equipotential screw
G = Gas connection

Top



Modular Cooking Range Line
thermaline 90 - 4-Burner Gas Top with Ecoflam, 1 Side, Backsplash
(Town Gas)
The company reserves the right to make modifications to the products
without prior notice. All information correct at time of printing.

2025.12.19

Optional Accessories

• Connecting rail kit for appliances with backsplash, 900mm	PNC 912499	<input type="checkbox"/>
• Portioning shelf, 1000mm width	PNC 912528	<input type="checkbox"/>
• Portioning shelf, 1000mm width	PNC 912558	<input type="checkbox"/>
• Folding shelf, 300x900mm	PNC 912581	<input type="checkbox"/>
• Folding shelf, 400x900mm	PNC 912582	<input type="checkbox"/>
• Fixed side shelf, 200x900mm	PNC 912589	<input type="checkbox"/>
• Fixed side shelf, 300x900mm	PNC 912590	<input type="checkbox"/>
• Fixed side shelf, 400x900mm	PNC 912591	<input type="checkbox"/>
• Connecting rail kit for appliances with backsplash: modular 90 (on the left) to ProThermatic tilting (on the right), ProThermatic stationary (on the left) to ProThermatic tilting (on the right)	PNC 912981	<input type="checkbox"/>
• Connecting rail kit for appliances with backsplash: modular 90 (on the right) to ProThermatic tilting (on the left), ProThermatic stationary (on the right) to ProThermatic tilting (on the left)	PNC 912982	<input type="checkbox"/>
• Back panel, 1000x700mm, for units with backsplash	PNC 913015	<input type="checkbox"/>
• Back panel, 1000x800mm, for units with backsplash	PNC 913028	<input type="checkbox"/>
• Endrail kit, flush-fitting, with backsplash, left	PNC 913117	<input type="checkbox"/>
• Endrail kit, flush-fitting, with backsplash, right	PNC 913118	<input type="checkbox"/>
• Endrail kit (12.5mm) for thermaline 90 units with backsplash, left	PNC 913208	<input type="checkbox"/>
• Endrail kit (12.5mm) for thermaline 90 units with backsplash, right	PNC 913209	<input type="checkbox"/>
• U-clamping rail for back-to-back installations with backsplash (to be ordered as S-code)	PNC 913226	<input type="checkbox"/>
• Insert profile d=900	PNC 913232	<input type="checkbox"/>
• Stainless steel side panel (12,5mm), 900x400mm, left side, wall mounted	PNC 913636	<input type="checkbox"/>
• Stainless steel side panel (12,5mm), 900x400mm, right side, wall mounted	PNC 913637	<input type="checkbox"/>
• Stainless steel side panel, 900x400mm, flush-fitting, left side, wall mounted	PNC 913638	<input type="checkbox"/>
• Stainless steel side panel, 900x400mm, flush-fitting, right side, wall mounted	PNC 913639	<input type="checkbox"/>
• Wall mounting kit top - TL85/90 - Factory Fitted	PNC 913654	<input type="checkbox"/>